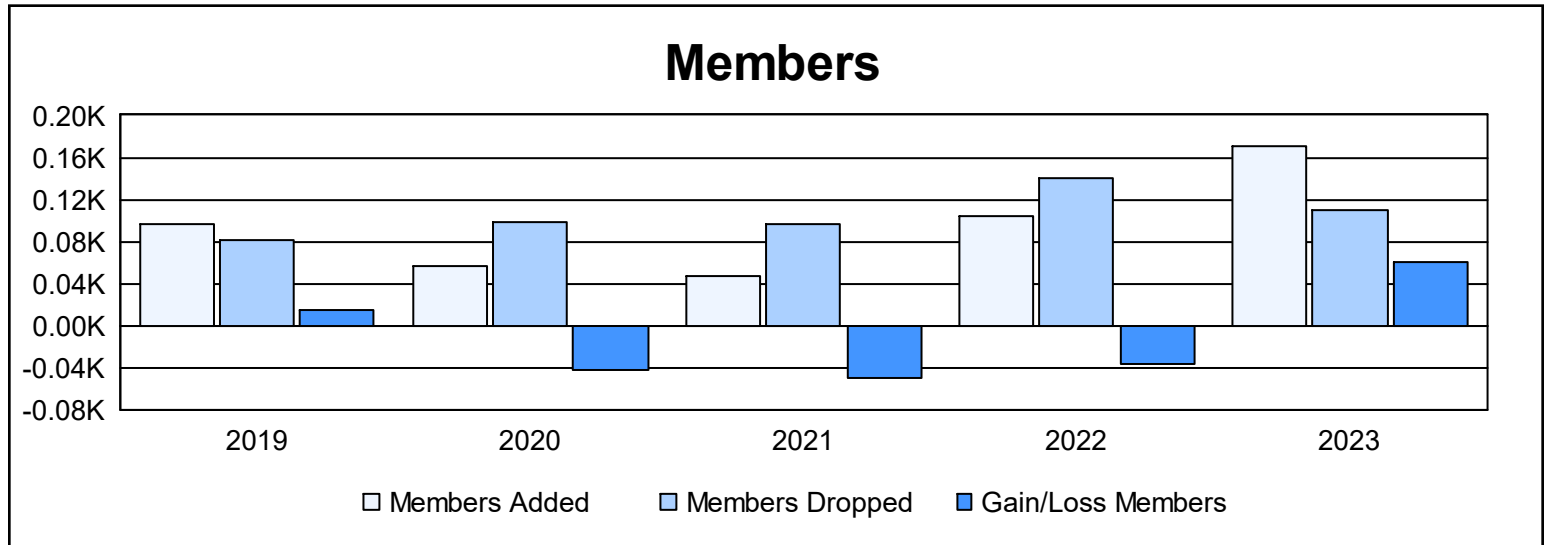
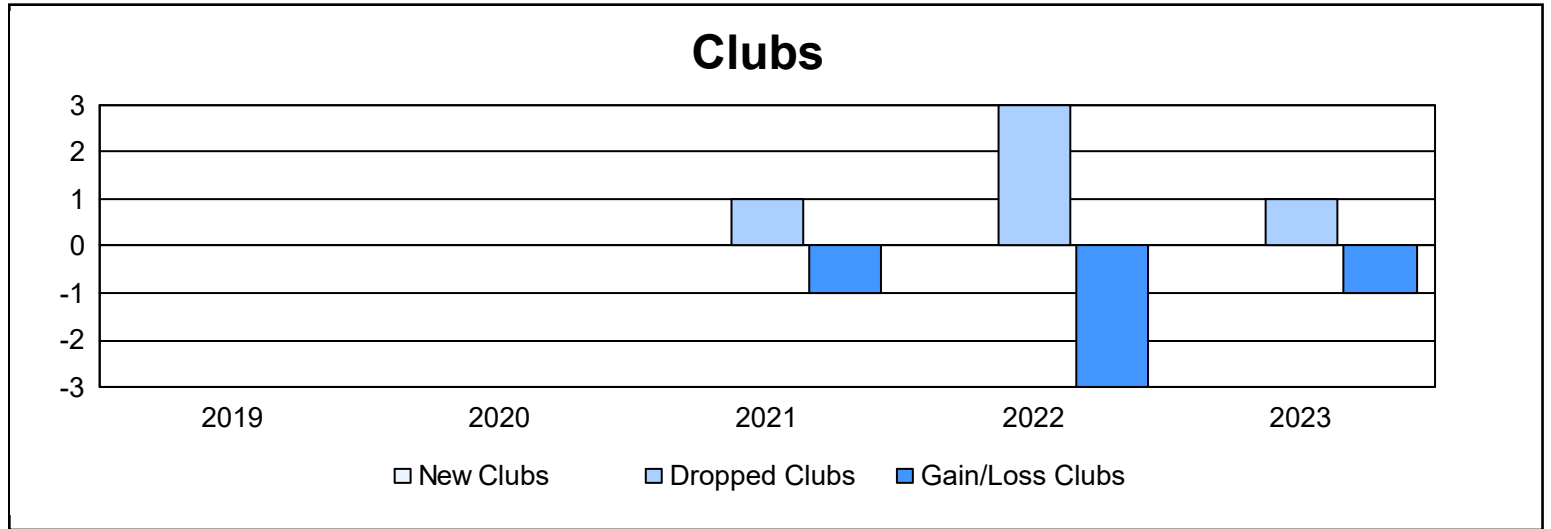
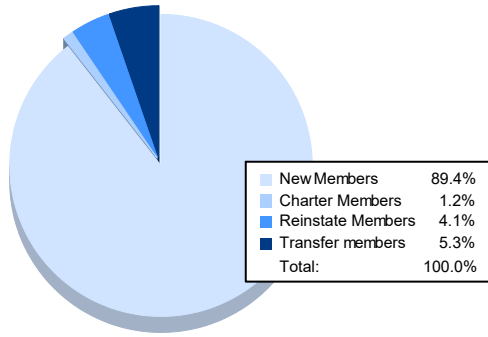


| Year | New Clubs | Dropped Clubs | Gain/ Loss Clubs | New Members | Charter Members | Reinstate Members | Transfer Members | Total Member Added | Total Members Dropped | Gain/ Loss Members |
|----------------|-----------|---------------|------------------|-------------|-----------------|-------------------|------------------|--------------------|-----------------------|--------------------|
| 2018-2019 | 0 | 0 | 0 | 87 | 0 | 1 | 9 | 97 | 82 | 15 |
| 2019-2020 | 0 | 0 | 0 | 48 | 0 | 6 | 2 | 56 | 99 | -43 |
| 2020-2021 | 0 | 1 | -1 | 35 | 2 | 10 | 0 | 47 | 96 | -49 |
| 2021-2022 | 0 | 3 | -3 | 85 | 3 | 4 | 12 | 104 | 140 | -36 |
| 2022-2023 | 0 | 1 | -1 | 152 | 2 | 7 | 9 | 170 | 110 | 60 |
| Average | 0 | 1 | -1 | 81 | 1 | 6 | 6 | 95 | 105 | -11 |



Membership Composition June 2023 Cumulative



Gender Composition June 2023 Cumulative

